

SIFAM



Parvathy
Hospitals
Presents

ADVANCED FOOT & ANKLE CONFERENCE



In Collaboration with
SICOT & IFAS

Click To Register

Register to Avail Early Bird Offer
Extended upto November 30th, 2024

Conference on 24th & 25th January 2025
at Hotel Hilton, Chennai.
Cadaveric Workshop on 26th January 2025

HIGHLIGHTS



National and International Faculties



Didactics, Discussions and Rebuttals



Relive Surgeries, Dry & Wet Lab Workshops



Dr Rajiv Shah
Course Convenor



Dr S. Muthukumar
Chairman Parvathy Hospital
Course Patron



Dr J. Dharmarajan
Director Ortho Parvathy Hospital
Organising Secretary



Dr Rahul Upadhyay
Course Chair
SIFAM



Dr Arvind Puri
President F&A, APOA
Vice Chairman
F&A SICOT (Australia)



Dr Kartik Hariharan
Consultant Orthopaedics
Foot & Ankle Surgeon,
FRCS (Orth) UK

International & National Faculties



Applied Credit Points



Dr Kamal Dureja
President
IFAS



Dr Lucky Jayaseelan
Chair F&A SICOT
(UK)



Dr Partiban
Joint Secretary, Chennai
Organising Team



Dr Carlo Anjelo Barbon
Consultant Foot & Ankle
Philippines



Dr. Abhijit Bandopadhyay
Secretary IFAS

Fees Structure

EARLY BIRD REGISTRATIONS ARE EXTENDED UPTO 30th NOV 2024

Consultants	₹ 8,500/-	Conference Fees for Overseas Delegates	140 Euro
PG Students	₹ 5,000/-	Cadaver Workshop for Overseas Delegates	250 Euro
Cadaver Workshop	₹ 15,000/-		



Scan to Register Online

Registration for Conference is mandatory for Cadaver Workshop

International Delegates are requested to transfer funds to the below account details and share a screenshot to receive acknowledgement

A/C Name: PARVATHY ORTHO HOSPITAL PRIVATE LIMITED

BRANCH: MADIPAKKAM • SWIFT CODE: AXISINBB234 • A/C. No: 913020019904844

Accommodation

Sr. No.	HOTEL	ROOM	RATES SGL	RATES DBL	TAX	PALN	APPROXIMATE DISTANCE FROM
01	Hilton Chennai	Hilton Guest Room	₹ 8,500	₹ 9,500	18%	Including Breakfast	Venue
01	Hablis Hotel	Delux	₹ 6,000	₹ 7,000	12 %	Including Breakfast	1.6 KMs
01	Ramada Plaza	Standard	₹ 6,500	₹ 9,500	12 %	Including Breakfast	4 KMs
01	Iemon Tree - Guindy	Executive	₹ 6,499	₹ 9,500	12 %	Including Breakfast	3.4 KMs
01	MNR Residency	Standard	₹ 1,200	₹ 9,500	NETT	No Breakfast	300 Meters
01	Mount Manor	Delux			NETT	Including Breakfast	4.0 KMs
		Standard			NETT	Including Breakfast	4.0 KMs

- The Rates Are Current And Are Subject To Change Without Prior Notice.
- All Request For Reservation Will Have To Be Accompanied By One Day's Rent For Confirmation
- Taxes Extra As Applicable Where Indicated.where It Is Mentioned Nett, Rates Are Including Taxes

Cancellation Policy

- 30 Days Before Arrival - Nil
- 15 Days Before Check In Admin Fee Of ₹ 500/- Will Be Deducted
- Less Than 15 Days One Night Room Rent Will Be Detected
- Early Check In Or Check Out Will Be Billed As Per Hotel Rules.

For Booking: Mrs. Usha Nandini • +91 99406 68816
(Marundeeswara Enterprises)

RSVP

Dr J. Dharmarajan
(Organising Secretary)

+91 73734 35557

Dr Rahul Upadhyay
(Course Chair)

+91 99902 83055

E-mail: nfas2sifam.poh@gmail.com



Gala Dinner @

Hotel Hilton, Guindy, Chennai.

24th January 2025

Time: 07:30 pm onwards

STEPPING FORWARD TOWARDS THE WAY IN FOOT & ANKLE ADVANCEMENTS

Scientific Agenda



The National Foot and Ankle Summit (NFAS/SIFAM - 2) brings together the brightest minds in foot and ankle surgery, presenting a comprehensive scientific agenda filled with cutting-edge techniques, Case based discussions, Rebuttals, and Relive surgeries. This two-day conference is designed to challenge and inspire participants with rigorous discussions, practical insights, and hands-on workshops, exploring both fundamental and advanced aspects of foot and ankle orthopedics.

Day 1 – 24th January, 2025

Session -1

8:30 am – 9:30 am:

Foot & Ankle Trauma Challenges - 1

Navigating the Extremes:

Complex Foot & Ankle Trauma

(Four talks of 8 minutes each followed by discussion of 12 minutes)

- Extreme nailing of Pilon fractures
- Bilateral calcaneus fractures
- Subtalar arthroscopy for management of talus and calcaneus fractures
- Subtalar dislocations: approach & management

Discussion

Case Presentations: (2 Cases x 8 Minutes)

Session -2

9:30 am – 10:30 am:

Foot & Ankle Trauma Challenges - 2

Mastering the Intricacies: Advanced Solutions for Foot & Ankle Challenges

(Four talks of 8 minutes each followed by discussion of 12 minutes)

- Role of ankle arthroscopy in ankle fracture management
- Chopart dislocations: approach & management
- Medial approach for calcaneus fractures
- Calcaneus fracture dislocations

Discussion

Case Presentations: (2 cases x 8 minutes)

10:30 am – 11:00 am: Inauguration / Tea Break

Session - 3

11:00 am – 12:00 pm: Foot & Ankle Trauma Challenges - 3

Redefining Trauma Care: Addressing Complexities in Ankle and Calcaneus Fractures

(Four talks of 8 minutes each followed by discussion of 12 minutes)

- Revision ankle fixation: When & how?
- Management of delayed presentation of talus neck and body fractures
- Revision fixation of neglected calcaneal fractures
- Neuropathic calcaneus fractures

Discussion

Case presentations: (2 cases x 8 minutes)

[**Click To Register**](#)

Session - 4

12:00 pm – 1:00 pm:

Foot & Ankle Trauma Challenges - 4

Fix or Fuse Situation: Addressing Neglected and Complex Foot Injuries

(Four talks of 8 minutes each followed by discussion of 12 minutes)

- Primary fusions in Foot & Ankle Trauma: where & why?
- Bilateral midfoot trauma
- Habitual dislocations in Foot and Ankle
- Neglected injuries of 4th and 5th TMT joints

Discussion

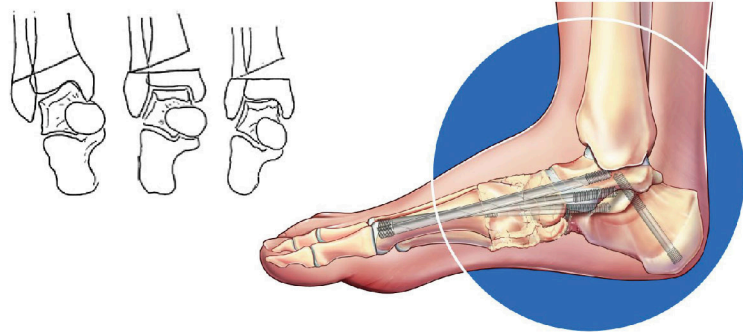
Case presentations: (2 cases x 8 minutes)

Session - 5

1.00 pm – 1:30 pm: Master Talks

Insights from the Masters: Advanced Techniques in Foot & Ankle Surgery

- Complex supramalleolar osteotomies
- Failed midfoot Charcot reconstruction
- Where will I not use MIS in forefoot surgeries!



1:30 pm – 2:15 pm: Lunch

Session - 6

2:15 pm – 3:15 pm:

Video Debates

Surgical Showdowns: Exploring Divergent Perspectives in Foot & Ankle Treatment

(Seven minutes of video demonstration in for and in against of topic followed by 3 minutes each for rebuttal)

Fusion for PCFD:

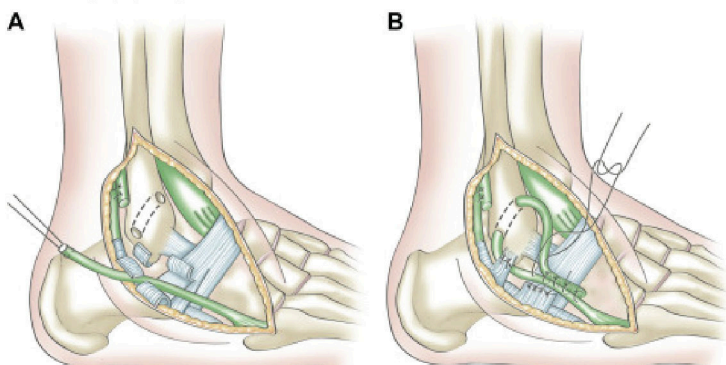
- I always do Dipple
- I am for Triple
- Rebuttal

Severe hallux valgus:

- Lapidus is my go to
- I hate Lapidus
- Rebuttal

Lateral ligament reconstruction:

- I don't augment
- I always augment
- Rebuttal



Session - 7

3:15 pm – 4:35 pm: Failure to Success: Revision Foot and Ankle Surgery

Turning Failures into Successes: Revision Strategies in Foot & Ankle Surgery

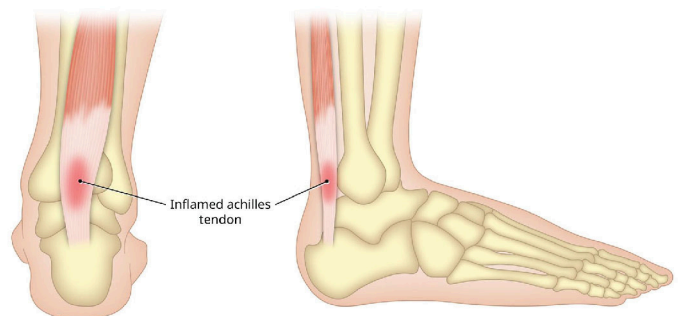
(Four talks of seven minutes followed by discussion of 12 minutes)

- Non-union of TTC fusion
- Overlengthened tendoachilles
- Malpositioned ankle fusion
- Failed Cavo varus reconstruction

Discussion

- Failed flatfoot reconstruction
- Malpositioned hindfoot fusions in Foot & Ankle
- Failed Brostrom Gould repair
- Failed hallux valgus reconstruction

Case based Discussion



4:35 pm – 4:50 pm: Tea Break

Session - 8

4:50 pm – 5:50 pm: Advances in Foot & Ankle Orthopaedics

Pushing Boundaries: Technological Advances in Foot & Ankle Care

(Two sessions of 3 talks, each talk of 7 minutes followed by discussion of 9 minutes)

- WBCT
- Robotics in Foot & Ankle
- 3D printing in Foot & Ankle
- Orthobiologics
- AI in foot & ankle
- Revision & patient specific TAR

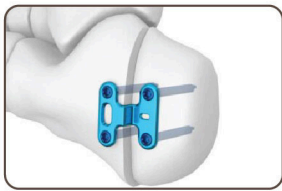
Discussion

Discussion



5:50 pm – 6:50 pm: Saw Bone Workshops

Hands-On Learning: Practical Skills in Foot & Ankle Orthopaedics



Medial calcaneal slide osteotomy technique



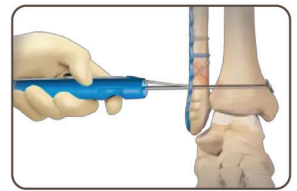
TTC fusion



Lateral Ankle Reconstruction



Internal Brace Deltoid



Syndesmosis tightrope

7:30 pm Onwards: Dinner

Day 2 – 25th January, 2025

Session -1

8:00 am – 9:30 am: Deformities

*Addressing Deformities:
Advanced Management in Foot & Ankle*

(Two sessions of 3 talks of 7 minutes each followed by discussion of 8 minutes)

- Neglected equinovagovarus deformities in adults
- Management of tarsal coalitions in adults
- Neglected equinovalgusfoot: approach & management

Discussion

- Neglected CVT in adolescents
- Failed metatarsus adductus reconstruction
- Tendon transfers in calcaneus deformity

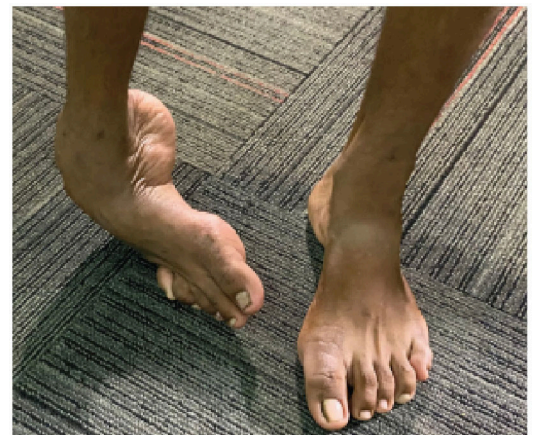
Discussion

Case presentation: (Four cases x 8 minutes)

Session -2

9:30 am – 10:35 am: Free Paper Session

- (Seven paper presentation of 8 (6+2) minutes each)



10:35 am – 10:50 am: Tea Break

Session -3

10:50 am – 12:20 pm:

Uncommonly Common Encounters

Tackling the Uncommon: Practical Approaches to Challenging Cases

(Two sessions each of 5 talks of 6 minutes followed by discussion of 15 minutes)

- Tibia OCDs
- Diagnosis & management of subtalar instability
- Salvage of AVN talus
- Recalcitrant plantar fasciitis
- Salvage of Freiburg Infracrion

Discussion

- How I manage complications of MIS procedures
- Non diabetic neuropathy: does management differ?
- Sesamoiditis
- Intractable plantar keratosis
- Foot & ankle score I prefer

Discussion

Session -4

12:20 pm – 2:05 pm: Master Talks

Guidance from Experts:

Masterful Approaches to Complex Cases

(Two sessions each of 4 talks of 10 minutes followed by discussion of 12 minutes)

- How I select TAR implant
- Ultrasound guided procedures in foot & ankle Orthopaedics
- MIS hallux procedures
- Combined ankle instability

Discussion

- TAR in valgus deformities
- TAR in varus deformities
- Revision TAR
- Takedown fusion to TAR

Discussion

[Click To Register](#)

2:05 pm – 2:45 pm: Lunch

Session - 5

2:45 pm – 3:45 pm: Oops! Now What?

Tale of Complications! – How I Salvaged My Case? Six Scenarios from Masters.

Wisdom in Practice:

Reflections on a Lifetime in Foot & Ankle Surge

(6 talks of 8 minutes followed by discussion of 12 minutes)



Session - 6

3:30 pm – 4:00 pm:

Paper That Changed My Practice

Foundational Insights:

Pivotal Research in Foot & Ankle Care

Session - 7

4:00 pm – 5:00 pm:

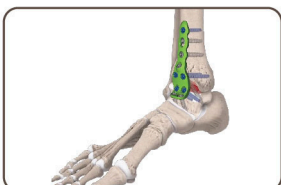
My Lifetime Work

Navigating Complications:

Stories of Surgical Redemption

5:00 pm Onwards: Saw Bone Workshops

Practical Mastery : Final Workshops on Day 2



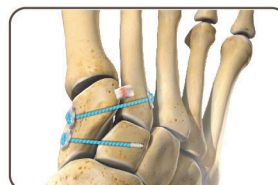
Arthrodesis plate



Lisfranc fusion plate



Lisfranc fusion plate



Mini tightrope lisfranc



MTP fusion

Day 3 – 26th January, 2025

Cadaveric Workshop @ MADRAS MEDICAL COLLEGE



Dr Rajiv Shah
Course Convenor



Dr Kartik Hariharan
Consultant Orthopaedics F&A
Surgeon, FRCS (orth) UK



Dr V Singaravadivelu
Director, Inst. of Orthopaedics
MMC & RGGGH Chennai



Dr Rahul Upadhyay
Course Chair SIFAM



Dr TV Raja
Past President IFAS



Dr John Mukhopadhyay
Patna



Dr Pradeep Moonot
Mumbai



Dr J. Dharmarajan
Organising Secretary
NFAS/SIFAM 2



Dr Mithun E.R.
Organising Secretary
Cadaver Workshop



Dr Arunkumar Ramanathan
Chennai



Dr Venkatram
Pondicherry



Dr Gowreeson Thevendran
Singapore

HIGHLIGHTS

Advanced Cadaveric Workshop (limited to 30 participants), providing hands-on exposure to...

1

Difficult foot and ankle exposures

2

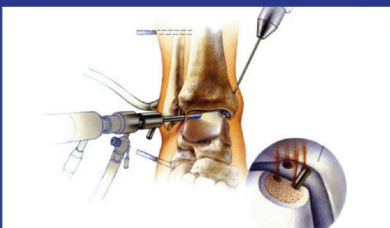
Arthroscopy of the ankle

3

Osteotomies around Foot and Ankle

4

MIS Techniques



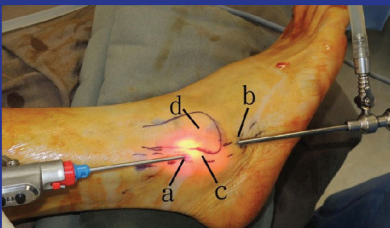
Anterior ankle arthroscopy



Posterior ankle arthroscopy



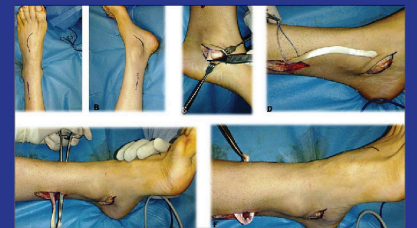
Osteotomies around ankle
(SMO, Dome, cotton etc.)



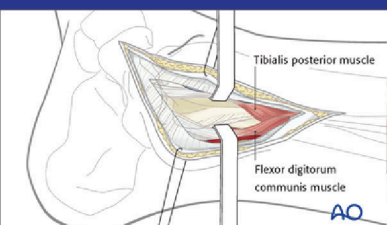
Tendoscopy



MIS techniques
(DMMO, Hallux Valgus, Bunionette,
Hammer toe, calcaneal osteotomies)



Tendon transfers – Cacaneus foot,
drop foot and bridle



Exposures- Medial double,
posterior approach to TTC

[Click To Register](#)